



The Canberra Swiss Club Inc.
Newsletter



Vol. 26 No. 1

PO Box 3211

March 2023

Manuka ACT 2603

Phone: 6291 4160 (President)

email: canberraswissclub@gmail.com

web: <http://swissclubact.com/>

What's in this issue?

Your Swiss Club Committee 2

Suggestions 2

President's Message 3

Club AGM 25 November 2022 4

Bushwalk 30 April 2023 4

Samichlaus Tag 4 December 2022 5

Zucchetti Pickles 7

Something for the children 8

What do you know about Canton Jura? 10

Trubschachen in Emmental 12

Upcoming Club Events

All events are subject to last minute changes/cancellations: check Facebook for updates.

Date (2023)	Event	Date (2023)	Event
Sun 26 Mar	Family Picnic, Weston Park	Sun 3 Sept	Jass Tournament
Sun 30 Apr	Bush Walk, Mulligans Flat	Sept/Oct (TBC)	Boat Cruise Lake Burley Griffin
Fri 16 Jun (TBC)	Fondue Night	Fri 17 Nov	AGM
Sat 29 Jul	Swiss National Day celebration	Sun 3 Dec (TBC)	Samichlaus picnic

Your Swiss Club Committee

Position	Name	Phone	Email
President	Werner Albrecht	6291 4160	president.canbswissclub@gmail.com cms_radio@yahoo.com.au
Vice President Public Officer	Sonja Gasser	0409 386 235	canberraswissclub@gmail.com publicofficercanberraswissclub@gmail.com
Secretary	Cathy Schmidli	0402 584 194	secretary.canbswissclub@gmail.com
Treasurer	Sam Sainsbury-Käser	0416 052 797	treasurer.canbswissclub@gmail.com
Property Officer	Matthias Käser	0405 453 155	heavenlykandw@gmail.com
Committee Member	Dave Hall	0411 284 201	triumphtiger46@gmail.com
Committee Member	Gaby Hasler	0451 840 440	gaby_hasler@yahoo.com.au
Committee Member	Markus Hegland		



Suggestions

Committee members are happy to hear from members about suggestions for events, or for any members who may need help or who are ill, so we can send a card or offer any help we can. And of course if you have any news to share, we would

love to put it in our newsletter and or Facebook.

Also please join our Facebook page using this [link](#) or the QR code.



President's Message

Dear members and friends of the Canberra Swiss Club

Since the AGM last November (25.11.2022) I am your new elected Swiss Club President.

Chris Heiniger has resigned as president. All other existing committee members have been re-elected with a change of position from Sonja Gasser now Vice-President and myself becoming President. Markus Hegland and Gaby Hasler are new to the committee.

The Swiss Club had 2 difficult years because of Covid-19. Thank you to Chris Heiniger for his contributions and for guiding the Club through this time as president and many thanks to the committee for tirelessly organizing events of which some had to be cancelled at short notice due to Covid restrictions.

The "Samichlaus" event in December was a great success. We had 45 adults and 26 children attending. The Embassy was the perfect venue. Thank you to the Ambassador Caroline Bichet-Anthamatten, her husband Emmanuel, Fabian Grass, Lynn and the team at the embassy for hosting the Swiss Club and for their amazing support and preparations.

With the new committee I believe we will have a good year in front of us. However as everybody else, we are faced with increased costs which will have an impact on some fees for future events. The good news is that the membership fee has not increased for the current financial year.

Some of our main events will be the bush walk very soon, the Fondue Night hopefully in June, followed by the Swiss National Day celebration. To get to know each other, especially families with children, there is a family picnic on 26. March 2023. The committee will put in every effort for our members to have a memorable Club year for all of you. I look forward to seeing many existing and hopefully also new members in the Future.

Any help from volunteers is highly appreciated in advance.

Sadly on 20 January 2023 our Life member Hans Kuhn passed away. On behalf of the Swiss Club we send our deep condolences to the Family of Hans.

With best wishes

Werner Albrecht
President
Canberra Swiss Club.

Club AGM 25 November 2022

After a very successful interaction with Ainslie Group for the National Jass Tournament, the committee decided to use them once again, this time for the AGM. We felt that their Ainslie location was more central than Gungahlin so it was chosen as the venue. We had 29 people attend and representatives from the choir gave a short performance.



It was good to have members engage throughout the meeting, asking questions and offering input on events. It gives the committee items to consider and feedback on what they have tried. And of course, the food and wine was enjoyed by all.

The committee has changed, please see new members and changes listed on page 2 of the newsletter.

Bushwalk 30 April 2023

Given the interest in Mulligans Flat Nature Reserve last year, we have decided to return to do a different walk within the Reserve this year. A significant feature of the sanctuary is the absence of feral predators and herbivores due to the introduction of the predator proof fence.

When: Sunday 30 April 2023, 9:30am

If cancelled due to rain, alternative date is Sunday 7 May 2023

Where: Mulligans Flat Nature Reserve

Meet at Wildbark (Visitor Centre), 25 Rosenberg Street, Throsby

Walk: 'A walk through time' through the Dungarvon valley and visit the ruins of Inglewood homestead, approx. 1 hour easy.

Bring: appropriate clothes and shoes/boots for bushwalking, hat, sunscreen, raincoat, water, snacks, picnic lunch or buy lunch from Wildbark.

Queries: Sonja Gasser 0409 386 235 or check Facebook for any cancellation due weather.

Samichlaus Tag 4 December 2022

On the fourth of December we held the annual Samichlaus day, this year with the assistance of the Swiss embassy. The event was held at the embassy and on arrival we found embassy staff had put out games for all attendees, adults and kids.

After a BBQ lunch of tasty Swiss sausages (supplied by the club) Samichlaus and his sidekick Schmutzli emerged from the forest bringing gifts for the children.

This year in a relaxed Covid environment we saw attendance levels rise to 26 children and 45 adults – a really good result. Thanks to the organisers and chefs.





Zucchetti Pickles

Zucchini, commonly known as zuchetti in German speaking parts of Switzerland are a common and easy vegetable to grow. Versatile in their use, they also make wonderful pickles for accompanying raclette or a yummy Brotzeit platter (Ploughman's Lunch). Not difficult to make, but they do take time, like all good things in life.



- 3kg zucchini
- 2 large onions
- 400g sugar
- ½ liter vinegar
- ½ liter water
- 2 tsp mixed peppercorns
- 3 heaped tsp curry powder
- 2 heaped tbsp Salt

Method

1. On day 1, cut the zucchini into small bite size pieces and the onions into rings. Mix all together with salt and leave in a bowl overnight.
2. On day 2, drain the zucchini and onion mixture and add it to a pot with the vinegar, water, peppercorns, curry and 300g sugar. Bring to the boil and gently simmer for 5 minutes. Remove from the heat and leave to stand overnight.
3. On day 3, sprinkle the remaining sugar over the mixture and leave overnight.



4. On day 4, bring the mixture to the boil and simmer for a minute or so and then fill into sterilised glasses. Turn the glasses upside down and leave to cool.

Something for the children

Easter in Switzerland is a wonderful time of year, as Spring arrives and houses are adorned with flowers, wreaths, coloured eggs and children's craft work.






Whilst there is much commercial stuff to be bought, nothing is more satisfying than making your own decorations. The older children can try this alone, and the younger ones can have fun making it with family.

- White and beige paper bags – white for hen, and brown for rabbit.
- Card in brown, orange, red and white
- Motive printed card for ears, wings and crest.
- Fabric scraps
- Button eyes or similar
- Orange felt tip and black marker.
- Scissors, eraser, glue stick and fabric glue.



A template can be printed from this using this [link](#)

<p>1.</p>  <p>Cut out the pieces for the rabbit using the picture as colour guide from card, except for these items:</p> <ol style="list-style-type: none">a. the inner ear and feet ovals – materialb. Green bit of carrot – motive card.	<p>2.</p>  <p>Glue as shown using the appropriate glue.</p>	<p>3.</p>  <p>Fold the brown bag behind about 3 cm and glue the ears as shown.</p>
--	---	---

4.



Glue the feet on.

5.



Add some structure to the carrot as shown.

6.



Glue the teeth behind the nose.

7.



Glue the nose to the bag (do not glue the teeth though) and add the carrot.

8.



Cut out the pieces for the hen using the picture as colour guide from card, except for these items:
The inner beak – material
Inner wings – motive card

9.



Glue the as shown using the appropriate glue.

10.



Fold the white bag behind about 3 cm and glue the crest, beak and feet as shown.

11.



Glue the wings behind the front of the fold as shown.

12.



Glue on the eyes and fill the bag with your favourite treats.

What do you know about Canton Jura?

1



What does the coat of arms of Jura display?

- a The four red stripes are for the four types of government based on the example of Basel County
- b A variation of the Celtic spiral which symbolises the fertile soil
- c The seven administrative districts of the heads of the diocese that were involved with the founding of Jura

2



What is the largest traditional folk festival of Canton Jura?

- a The festival of independence
- b Saint Martin's Day
- c The Jura Feast

3



Which fruit is associated with Jura?

- a Damson plum
- b Prune plums
- c Mirabelle apricots

4



Which language was spoken during the middle ages in Jura?

- a yenish
- b allemanic
- c langues d'oil

5



Which area is associated in history with anarchy?

- a Undervelier
- b St-Imier
- c LeNoirmont

6



What is the principal form of income in Jura?

- a Farming
- b Tourism
- c Industry

7



Which is the famous Jura cheese?

- a Fromage des Bucheron de Chasseral
- b Tete de moine
- c Vacherin Mont-d'Or

8



Who are the anabaptists?

- a Believers who carry out baptisms at the holy Ana riverbed
- b Believers in Anna who revere in particular Jesus's grandmother
- c Reformers who took refuge in Jura to escape persecution.

Trubschachen in Emmental

Switzerland has no shortage of places to visit and marvel, whether it be the mountains, lakes, chocolate factories or cheese dairies. Many are heavily promoted to the overseas tourists and can be very overrun during peak holiday times. Luckily, I live on the edge of the Emmental surrounded by lush farming land and rolling hills, and old farmhouses. With the Emmental cheese factory on my doorstep, another favorite place of mine to take visitors to is Trubschachen to visit the factory of the iconic Swiss biscuit made by Kambly.



It all started with a love story – the founder, young Oscar met the love of his life in the French part of Switzerland and decided to follow her back to her hometown of Trubschachen where he completed an apprenticeship as a baker/conditor. He then went overseas to complete more training before returning to Trubschachen to take over the bakery where his apprenticeship had begun.

By 1910 the bakery was too small and Oscar laid the ground stone for what was to become Switzerland's largest biscuit manufacturer in 1910 together with the help of his brother. Despite the challenges of war in the next few years limiting supplies, his determination to provide quality without compromise prevailed. The iconic Brezeli biscuit for which Kambly is famous for, originates from a recipe handed down to Oscar from his grandmother; a recipe that has been in use since the 1400s.



The fourth generation of the family is now running the company, using a mix of modern robotics and traditional techniques to make high quality biscuits that are exported all over the world. They offer a range of workshops to make pralines and biscuits, and of course a sampling plate is supplied with every coffee in the restaurant. It is definitely worth a visit and the views of the mountains from the surrounding rolling hills afford a good chance to burn off those naughty calories!

